


Rutgers Cancer Institute of New Jersey





Clinical Trials Connection

A Cancer Resource for Healthcare Professionals

August 2015

[Resources for
Physicians](#)

 [Send to a Colleague](#)

 [Join Our Mailing List](#)



Shabbar Danish, MD is the director of the [Brain and Spine Tumor Program](#) and chief of neurosurgical oncology at Rutgers Cancer Institute of New Jersey, and an associate professor of neurosurgery at Rutgers Robert Wood Johnson Medical School. He is also the director of the Stereotactic and Functional Neurology Program at Robert Wood Johnson University Hospital in New Brunswick. Dr. Danish is involved in the development of protocols that aim to treat neurologic malignancies less invasively.

Contact Dr. Danish:
shabbar.danish@rutgers.edu
732-235-6678

Clinical Trial
Spotlight

Neuro-Oncology Clinical Trials

[View printable version](#)

Phase I Trial of ONC201 in Patients with Advanced Solid Tumors

The study aims to:

- Determine the recommended maximal tolerated dose (MTD) or recommended phase II dose of single agent ONC201 orally once every three weeks.
- Characterize the safety and tolerability of ONC201 in patients with tumors that have a high frequency of PI3 kinase pathway or RAS signaling activation (metastatic castrate resistant prostate cancer, metastatic renal cell carcinoma, melanoma, glioblastoma multiforme, breast cancer).

[Learn more about this trial](#)

Phase IB Study of MK-3475 in Subjects with Select Advanced Solid Tumors

The study aims to:

- Evaluate preliminary signals of potential anti-tumor activity of MK-3475 in subjects with a given a histopathologic type of PD-L1 positive advanced solid tumor based on RECIST 1.1 as determined by the investigator in specific tumor indications.

[Learn more about this trial](#)

Phase I Study of AMG-232 in Adult Subjects with Advanced Solid Tumors

Targeted Genomic Analysis of Human Cancers

The purpose of this study is to identify potentially "actionable" genomic alterations in cancers using next-generation sequencing technology, with a focus on rare cancers and cancers for which there is limited standard therapy.

[Learn more](#)

Other Available Trials

[Breast](#)

[Gastrointestinal/
Hepatobiliary](#)

[Gynecologic](#)

[Hematologic](#)

[Melanoma](#)

[Pediatric](#)

[Phase I](#)

[Prostate](#)

[Thoracic](#)



A Comprehensive Cancer
Center Designated by the
National Cancer Institute

The study aims to:

- Evaluate the safety and tolerability of AMG 232 after multiple oral administrations in subjects with advanced solid tumors that are p53WT.
- Evaluate the pharmacokinetics (PK) of AMG 232.
- Determine the maximum tolerated dose (MTD) of AMG 232, and an MTD with prophylactic hematopoietic growth factor support (if necessary).

[Learn more about this trial](#)

Phase II Trial of Concurrent Bevacizumab and Re-Irradiation Versus Bevacizumab Alone as Treatment for Recurrent Glioblastoma

The study aims to:

- Establish an improvement in overall survival in recurrent GBM patients receiving bevacizumab and re-irradiation compared with patients receiving bevacizumab alone.
- Estimate and compare the rate of objective response in patients with measurable disease.
- Estimate and compare the six-month progression-free survival rate.
- Estimate and compare progression-free survival.
- Estimate and compare the rate of treatment adverse events.

[Learn more about this trial](#)

Comparing Higher-Dose Radiotherapy to Standard-Dose Radiotherapy to Treat Patients with Glioblastoma

The study aims to:

- Determine if dose-escalated and dose-intensified photon IMRT or proton beam therapy (using a dose-per-fraction escalation with simultaneous integrated boost) with concomitant and adjuvant temozolomide improves overall survival, as compared to standard-dose photon irradiation with concomitant and adjuvant temozolomide.
- Indirectly compare dose-escalated and dose-intensified photon IMRT to dose-escalated and dose-intensified proton beam therapy in terms of

dose-intensified proton beam therapy in terms of overall survival.

- Indirectly compare and record toxicities of dose-escalated and dose-intensified photon IMRT versus dose-escalated and dose-intensified proton beam therapy and directly compare the toxicities of these approaches versus standard-dose photon irradiation on the backbone of concomitant and adjuvant temozolomide.

[Learn more about this trial](#)

COG-ACNS0332: Carboplatin + RT + Isotretinoin in Other Than Average Risk Medulloblastoma/PNET Patients

The study aims to:

- Determine whether carboplatin radiosensitization increases long term event-free survival for high risk medulloblastoma/PNET patients.
- Determine whether Isotretinoin increases long term event-free survival for high-risk medulloblastoma/PNET patients.
- Compare residual disease response to radiation alone versus radiation plus carboplatin.

[Learn more about this trial](#)



As New Jersey's only National Cancer Institute-designated Comprehensive Cancer Center, Rutgers Cancer Institute of New Jersey offers patients access to treatment options not available at other institutions within the state. The Cancer Institute currently enrolls approximately 17 percent of all new adult cancer patients and approximately 70 percent of all pediatric cancer patients onto a clinical trial. Enrollment in these studies nationwide is fewer than five percent of all adult cancer patients.

[Learn more](#)